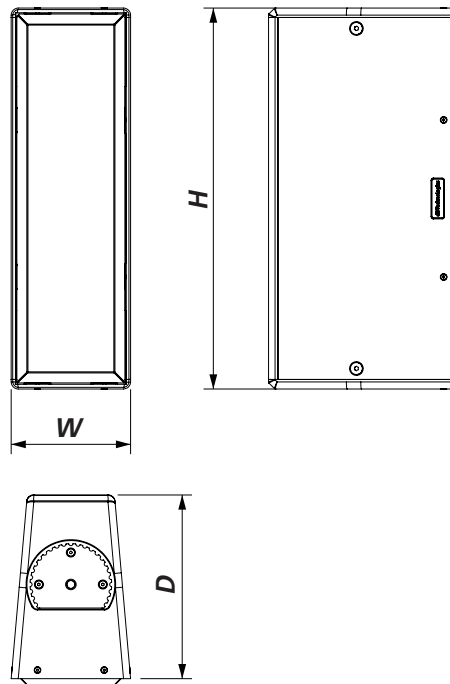


IS25T-WP



DIMENSIONS



MAIN FEATURES

- Versatile
- Quick installation
- Suitable for indoor and outdoor installations

PACKAGE CONTENTS

The box contains:
N°1 passive speaker
This quick start and warranty documentation

DESCRIPTION

IS25T-WP is a 2-way passive speaker with two 5" woofers and a 1" compression driver for the high range. This cabinet provides a constant dispersion of 100°x60° and represents a rugged and performing solution for indoor and outdoor sound reinforcement, thanks to invisible mounting points and IP55 protection. The rotatable horn allows for vertical and horizontal installations with high acoustic performance, using dedicated accessories.

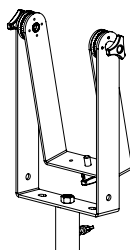
TECHNICAL SPECIFICATIONS

Speaker Type	2-way passive speaker
Protection against solid objects and liquids:	IP55
Coverage (HxV)	100° x 60° (rotatable horn)
RMS Power	120 W
Rated impedance	8 Ohm
HF	1" (exit), 1.4"v.c.
LF	2 x 5", 1"v.c.
Signal Input/Output	Terminal barrier strip (or speakON® using the SP-IS accessory panel)
Housing	Wooden box with metal grille
Rigging points	Integrated mechanics
Dimensions (WxHxD)	152x485x240 mm (6x19.1x9.5 in)
Weight	7 Kg (15 lbs.)

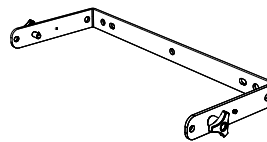
ACCESSORIES



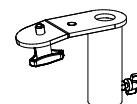
SP-IS
speakON® panel



WB-VIOX205V
wall bracket

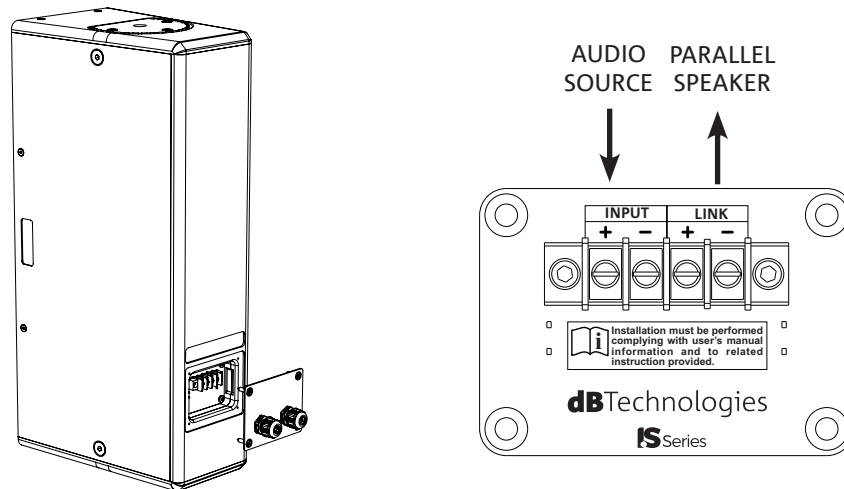


WB-VIOX205H
wall bracket



SA-VIOX205
stand adapter

CONNECTIONS



PROTECTION AGAINST SOLID OBJECTS AND LIQUIDS (IP RATING)

The speakers are protected against the ingress of solid objects and liquids with a rating of IP55 as defined by EN 60529. Please only use cables with the specified diameters:

PG9 => between 4 and 8mm diameter

Fasten properly the cable gland using the plastic tightening nut




WARNING!

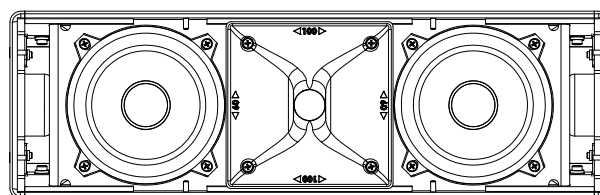
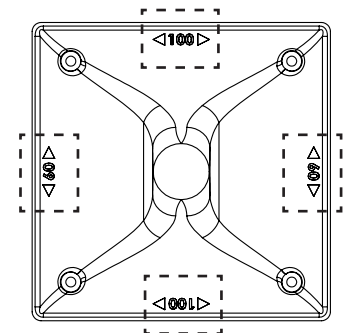
Failure to comply with these installation prescriptions could adversely affect the declared protection ratings.

COVERAGE

The acoustic coverage of the speaker is 100°x60° (HxV). The default configuration is for vertical use; it's possible to rotate the horn for horizontal use. The coverage of the horn is indicated on the sides to assist users in configuring the speaker according to their needs.



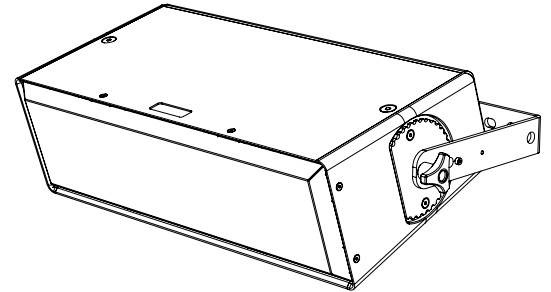
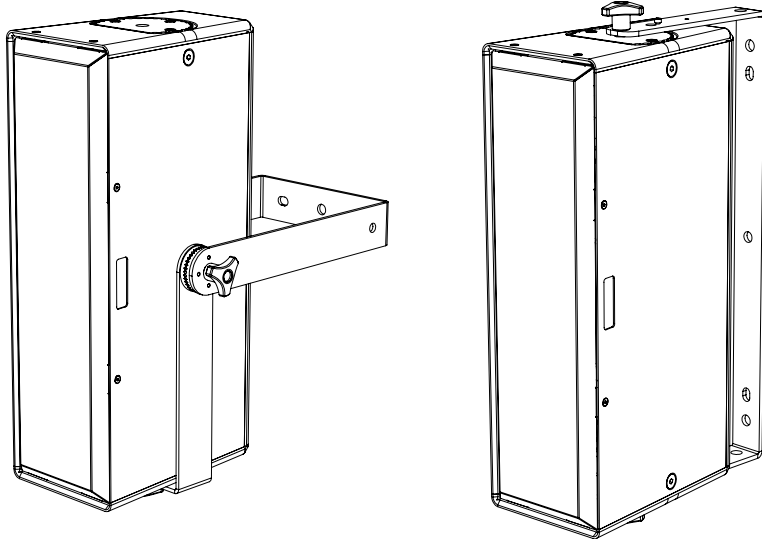
100°x60° (HxV)



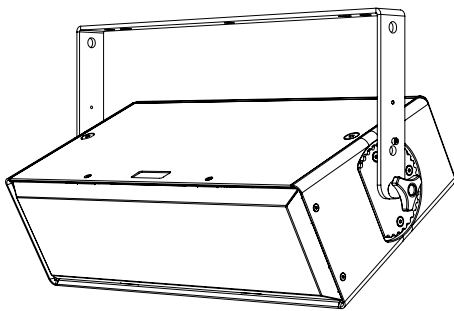
100°x60° (HxV)
(rotated horn)

INSTALLATION


WALL



TRUSS



POLE MOUNT



WARNINGS



WARNING: Make sure that the loudspeaker is securely installed in a stable position to avoid any injuries or damages to persons or properties. For safety reasons do not place one loudspeaker on top of another without proper fastening systems. Before hanging the loudspeaker check all the components for damages, deformations, missing or damaged parts that may compromise safety during installation. If you use the loudspeakers outdoor avoid spots exposed to bad weather conditions.


The external wiring connected to speaker output terminals requires installation by qualified personnel only. Once the equipment is installed, prevent access to the connectors to unqualified personnel. Only use the accessories and configurations described in this manual, and proceed in accordance with the instructions given in the manuals for the accessories. dBTechnologies will not accept any responsibility for damages caused by inappropriate accessories or additional devices.

Installation and use of this equipment and its accessories must be performed only by "Expert personnel" according to safety standard. To prevent hazards to people, animals and/or objects, make sure that the installation is stable and secure. Comply with the safety regulations and laws in force in the country in which you use the product. For safe use, periodically check that all parts are in good working condition before use. Only authorised personnel may carry out design, calculations, installation, testing and maintenance of professional flown or stacked audio systems.

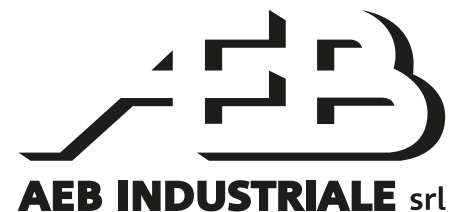
Check periodically the integrity and the functionality of the accessories and the technical equipments for a safe installation. user should never apply a load that exceeds the working load limits of any rigging components or equipment here presented. design, calculation, installation, testing and maintenance of suspension and stack systems for audio equipment must be performed only by qualified and authorized personnel. AEB Industriale s.r.l. denies any and all responsibility for improper installations, in the absence of safety requirements.

*Features, specification and appearance of products are subject to change without notice.
dBTechnologies reserves the right to make changes or improvements in design or manufacturing without assuming any obligation to change or improve products previously manufactured.*

The warnings in this manual must be observed together with the "User Manual - Section 2".



*Scan with your
QR Reader App
to download the
complete User
Manual.*



A.E.B. Industriale Srl
Via Brodolini, 8
Località Crespellano
40053 VALSAMOGGIA
BOLOGNA (ITALIA)
Tel. +39 051 969870
Fax +39 051 969725

www.dbtechnologies.com
info@dbtechnologies-aeb.com