




# Core 8

Dante™ PoE+ 8 x 30 W /  
Mid-Span Distributor

---

User's manual





## CORE 8 - USER MANUAL

Page

<b>1. Carton Contents</b>	<b>4</b>
<b>2. Introduction</b>	<b>4</b>
<b>3. Example of use</b>	<b>4</b>
<b>4. Technical specifications</b>	<b>5</b>
<b>5. LED indicators</b>	<b>6</b>
<b>6. Operation of dip-switches for Power over Ethernet (PoE) function</b>	<b>6</b>
<b>7. Overview</b>	<b>7</b>

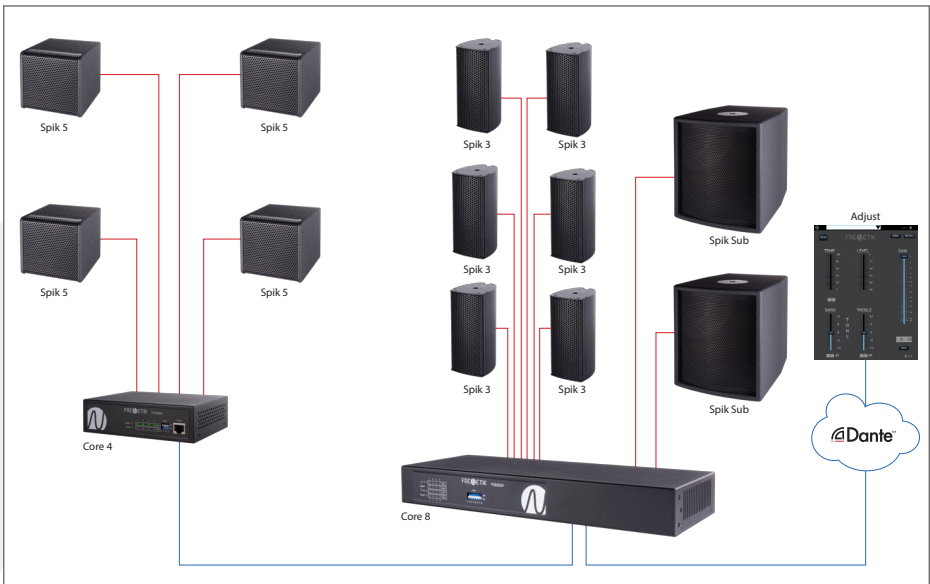
## 1. Carton Contents

- 1 Dante™ PoE+ Core 8 distributor
- 1 power cord
- 1 rack mounting kit
- 1 user manual

## 2. Introduction

The Dante™ PoE+ Core 8 distributor offers two 10/100/1000 Mbit/s connection ports as well as eight 10/100 Mbit/s PoE+ ports on the rear panel. The power activation for each output is performed by dip-switches on the front panel. The available power on each port is 30 W. The PoE budget for all ports is 230W. The Dante™ PoE+ distributor is equipped with overvoltage, overcurrent, overtemperature and short-circuit protection. Several distributors can be cascaded to create long distance connections, but no more than 100 meters between each distributor.

## 3. Example of use



## 4. Technical Specifications

Ref.	PS820DP
Standards	IEEE 802.3/u 10/100/1000BaseT/TX IEEE 802.3x Flow Control IEEE 802.3 at/af PoE midspan PoE
Ports	Number of ports: 10 PoE ports: 8 PoE activation (On/Off): Dip-Switches
Ethernet switch features	MAC Address: 8K Buffer Memory: 128KB Store and Forward
Packet filtering/transmission speeds	1000Mbps port - 1,488,000pps 100Mbps port - 148,800pps 10Mbps port - 14,880pps
Network cables	100/1000BaseTx Cat. 5 UTP/STP 10BaseT Cat. 3, 4, 5 UTP/STP
Standard wiring PoE	4, 5, 7, 8
LED indicators	Ports Link 1 à 8: 10/100 Mbits/s, PoE ON/OFF Ports Uplink 9 et10: 100/1000 Mbits/s Pour l'appareil: Power
Power	Input: 100-240 VAC, 50~60 Hz Outputs: 56 VDC 4.46 A (250 W)
PoE power on each port	30 W
Dimensions	40 × 480 × 118 mm (H x W x D)
Weight	1,70Kg
Operating temperature range	0°C to 40°C
Storage temperature range	-20°C to 90°C
Humidity	10 to 90% (non-condensing)
Certifications	FCC Classe A, CE

## 5. LED indicators

On the front panel of the Core 8, there are 10 LEDs that give a status on the operation of the device:


Power	<b>SOLID GREEN</b>	Indicates that the unit is in operation
Port Link (1 à 8)	<b>GREEN ON</b>	indicates that the corresponding Ethernet port is connected.
Port Uplink (9 and 10)	<b>GREEN ON</b>	indicates that the corresponding Ethernet Uplink port is connected with a 1000 Mbps link.
	<b>YELLOW ON</b>	indicates that the corresponding Ethernet Uplink port is connected with a 100 Mbps link.
PoE+	<b>GREEN ON</b>	ON indicates that the PoE function of the corresponding port is enabled.
	<b>NOT ON</b>	indicates that the PoE function of the corresponding port is not enabled

## 6. Operation of dip-switches for Power over Ethernet (PoE) function

	Ports 1 à 8 DIP ON
Per port PoE+	30 Watts injected
Actual budget Total PoE	230 Watts

Note that dip-switches can be manipulated at any time. However, it is advisable to activate them before connecting the cables to the PoE ports. The device will automatically power off and on again if the total PoE consumption exceeds the available PoE budget. If this happens, it is advisable to turn off a PoE port.

## 7. Overview



1. Uplink port operation indicator diodes
2. Mains power indicator diode
3. LEDs for individual indication of PoE power presence and operation of each output port
4. PoE Activation Dip-Switch for each output port
5. Mains power connector
6. Output Connectors
7. Input and copy connectors



FRENETIK - 1 Allée d'Effiat - Le Parc de l'Événement - Bât. H  
91160 Longjumeau - France  
+33 (0)1 69 10 50 81  
**frenetik.fr**